

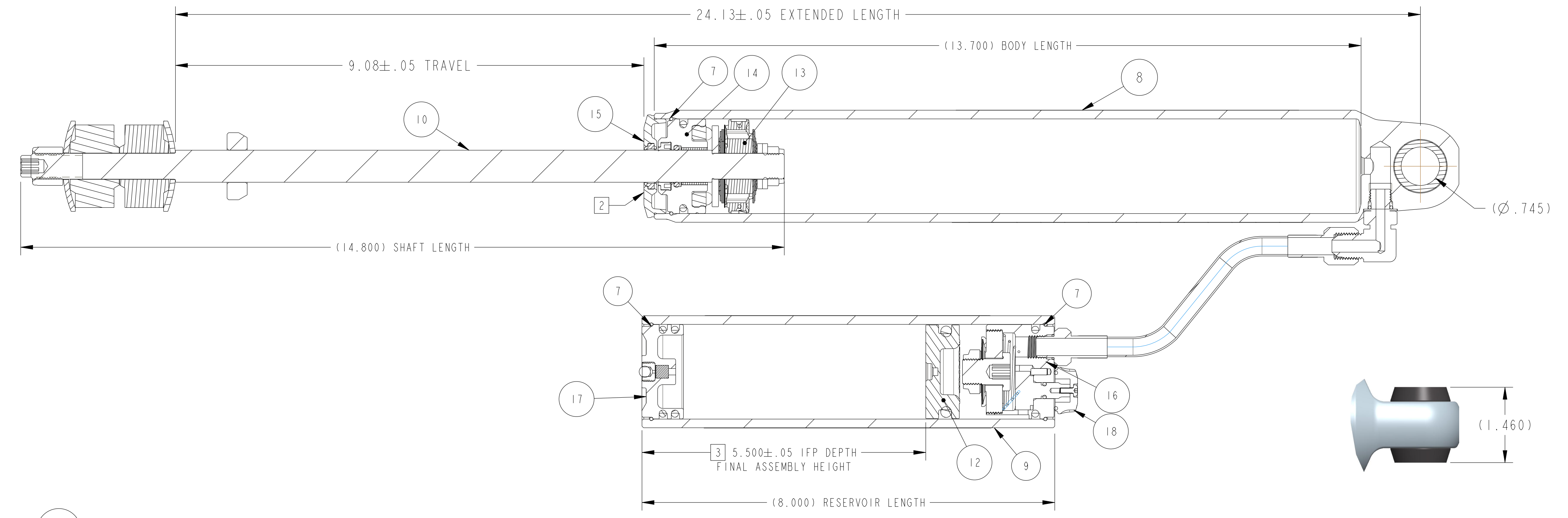


PROPRIETARY - THIS DOCUMENT CONTAINS CONFIDENTIAL, PROPRIETARY INFORMATION THAT IS FOX PROPERTY. DO NOT DISCLOSE TO OR DUPLICATE FOR OTHERS EXCEPT AS AUTHORIZED BY FOX.

REVISIONS				
ZONE	REV	DESCRIPTION	DATE	APPROVED
	A	PRODUCTION RELEASE	5/15/15	MD
	B	CHANGED BODY TO COMMON LENGTH	9/17/15	BS



NOTE:
HARDWARE KIT 803-02-033
TO BE INCLUDED IN BOX

ITEM	PART NUMBER	DESCRIPTION	QTY
1	008-01-000	Bumper: B/O [Ø 0.620 Shaft, 0.453 TLG] nitrile	1
2	014-11-020	Bushing: Eyelet, Hourglass [Ø 0.750 ID X 1.460 TLG] Polyurethane, 85A	1
3	020-50-041	Fittings, Pipe and Hose: Adapter [7/16-20 O-Ring Boss X -5 Male AN 90°]	1
4	023-05-054-A	Hose: [-5, 7/16-20 O'Ring Boss X St Female -5 JIC, 5.625 TLG]	1
5	024-04-031	Decal: O/R, [6.8" X 6.8"] Fox 2.0 Performance Series Body Decal	1
6	024-04-039	Decal: O/R, [6.8" X 5.57"] Fox 2.0 Performance Series Body Decal, Remote Res	1
7	038-01-005	Retaining Ring: Wire [0.062 CS X 1.850 ID] 17-7 SS	3
8	207-44-137-X	Body: (T) [Ø 1.834 Bore, Ø1.010 Eyelet Bore, 13.700 Bore Depth] Hourglass, RR	1
9	227-44-080-X	Reservoir: (T) [Ø 1.834 Bore, Ø 2.170 OD, 8.000 TLG] Al 6061	1
10	230-05-118	Shaft: (T) [0.620 OD, 11.800 LG, 14.800 TLG Steel, Chrome, Solid, 1.400" Post Le	1
11	803-00-221	Kit: Mounting Hardware, Ø.500 Stem Mount	1
12	805-00-049	Piston Assembly: Floating [Ø 1.834 Bore, 0.650 TLG] w/ Standard O-ring	1
13	807-20-006	Valving Assembly: 2.0 Performance Series, Tuned Combination 006	1
14	812-07-027	Bearing Assembly: [Ø 1.834 Bore, Ø 0.620 Shaft, 0.995 TLG]	1
15	812-11-019	Bearing Assembly: Bearing Cap Assembly [Ø 1.834 Bore, Ø 0.620 Shaft] Black Ano,	1
16	813-00-061	Reservoir End Cap Assembly: [Ø 1.834 Bore, 7/16-20] Black Ano	1
17	813-00-079	Reservoir End Cap Assembly: [Ø 1.834 Bore] Pellet Port, Black Ano, Dbl Oring	1
18	815-00-074	Damping Assembly: Compression [Ø 1.834 Bore, 7/16-20, 9 Slot Drum] Blue Knob	1

NOTES:

- APPLICATION REFERENCE: LAND ROVER DEFENDER (83-95) & DISCOVERY I (94-98) REAR - 1.5-3.5" LIFT.
- BEARING STAMPED WITH FOX PART NUMBER AND WORK ORDER NUMBER.
- IFP DEPTH DIMENSION IS AFTER FINAL ASSEMBLY. SEE DOCUMENT 610-05-112 FOR IFP PRE SEAL-HEAD INSTALLATION HEIGHT
- NITROGEN CHARGE PRESSURE 200 ±10 PSI.
- SEE REFERENCE DRAWING 610-02-299 FOR SHAFT ASSEMBLY INSTRUCTIONS.
- SEE REFERENCE DRAWING 610-02-306 FOR REMOTE BODY AND IFP ASSEMBLY INSTRUCTIONS.
- SEE REFERENCE DRAWING 610-05-060-XX FOR MOUNT CONFIGURATION INSTRUCTIONS.

PART NO.	CD ADJUSTER
985-24-144	NO
985-26-144	YES

UNLESS OTHERWISE SPECIFIED, DIMENSIONS ARE IN: INCHES [MM]	PER ASME Y14.5M 1994	FOX Factory, Inc. 130 Hangar Way, Watsonville, CA 95076 USA Ph 831-768-1100 Fax 831-768-9312
	APPROVALS	
TOLERANCES ARE:	DWN. BY M DESROCHER 15-May-15	TITLE 83-95 Defender & 94-98 Discovery I
DECIMALS .XX [X] ± .01 [0.25]	CHK. BY	Land Rover, Rear
ANGLES ± 1°	ENG. B SMITH 15-May-15	PS, 2.0, R/R, 9.1", 1.5-3.5" Lift
THIRD ANGLE PROJECTION	MFG.	SIZE DWG. NO. 985-24-144
DO NOT SCALE DRAWING	ADD.	PLOT SCALE 0.90:1 SHEET 1 OF 1